



# Capture More Growth While Harnessing Volatility

with a Fixed Indexed Annuity linked to the S&P 500® Dynamic Intraday TCA Index

When markets are unpredictable, you may seek protection — without sacrificing too much growth potential. A fixed indexed annuity with the **S&P 500 Dynamic Intraday TCA Index** could help strike that balance. This modern volatility control index is designed to respond more effectively to today's fast-moving markets — especially critical in years just before and after retirement — when market swings can leave a lasting impact on long-term outcomes.

## 79%

Since 2006, the S&P 500 Dynamic Intraday TCA Index has been positive more than 79% of the time.<sup>1</sup>

## 10%

Since 2006, the S&P 500 Dynamic Intraday TCA Index has returned 10% or more 55% of the time.

## How the S&P 500 Dynamic Intraday TCA Index works

This volatility control index uses S&P 500 E-mini futures (smaller, electronic versions of standard stock market contracts) and adjusts its allocation between equities and cash based on intraday market signals — up to 13 times per day. It's built to help manage risk in real time while targeting a 15% volatility level.



## Key Index + Crediting Strategy Features

- Simple construction with S&P 500 and cash overlay — no bonds or other commodities
- Higher cumulative returns versus traditional risk control indices, historically\*
- Can reallocate each anniversary with cap guaranteed\*\* for entire surrender period

## S&P 500 Dynamic Intraday TCA Index Average Annual Equity Exposure

Average Exposure:

▶ 120%

Leverage Cap:


▶ 250%

## How S&P 500 Dynamic Intraday TCA responds to market volatility

State of the market

How the S&P 500 Dynamic Intraday TCA Index reacts

Volatility increases = Cash weight increases



Volatility decreases = Cash weight decreases



As market swings increase or decrease, the index adjusts the cash position to keep an even keel.

█ Cash

█ S&P 500 index

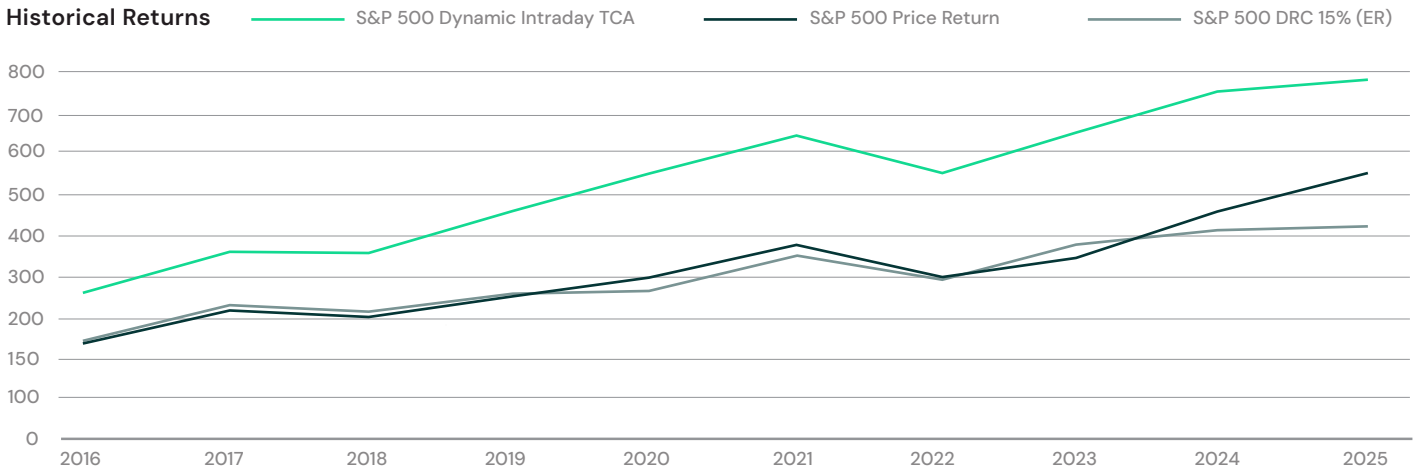
## How intraday rebalancing impacts returns

The S&P Dynamic Intraday TCA Index doesn't wait until the end of the trading day to adjust. It uses **intraday rebalancing** to respond to market movements in real time — a key advantage over traditional risk control indices that typically rebalance on a daily or monthly basis.


More frequent rebalancing can lead to more precise risk management — and better participation in market recoveries. That added responsiveness may help support stronger long-term return potential compared to traditional risk control indices.

## Historical Returns vs. Traditional Risk Control

The S&P Dynamic Intraday Index's cumulative returns versus traditional risk control indices are higher due to the more frequent rebalancing.



**\*Source:** S&P Dow Jones Indices LLC. Data from January 1, 2016, to Dec. 31, 2025. Index performance based on excess return in USD. The S&P 500 Dynamic Intraday TCA Index was launched Aug. 14, 2023. The S&P 500 Daily Risk Control 15% Index was launched Sept. 9, 2009. All data prior to such date is back-tested hypothetical data. Past performance is no guarantee of future results. Chart is provided for illustrative purposes and reflects hypothetical historical performance. Please see the Performance Disclosure at the end of this document for more information regarding the inherent limitations associated with back tested performance.



Speak to your financial professional to learn how the S&P 500 Dynamic Intraday TCA Index can capture growth potential even in uncertain markets.

The S&P 500 Dynamic Intraday TCA Index was launched Aug. 14, 2023. All data prior to such date is back-tested hypothetical data. Past performance is no guarantee of future results.

The S&P 500® Dynamic Intraday TCA Index (the "Index") is a product of S&P Dow Jones Indices LLC or its affiliates ("SPDJ") and has been licensed for use by Guaranty Income Life Insurance Company. S&P®, S&P 500®, US 500, The 500, iBoxx®, iTraxx® and CDX® are trademarks of S&P Global, Inc. or its affiliates ("S&P"); Dow Jones® is a registered trademark of Dow Jones Trademark Holdings LLC ("Dow Jones") and these trademarks have been licensed for use by SPDJI and sublicensed for certain purposes by Guaranty Income Life Insurance Company. Guaranty Income Life's products are not sponsored, endorsed, sold or promoted by SPDJI, Dow Jones, S&P, or any of their respective affiliates. None of such parties make any representation regarding the advisability of investing in such product(s) nor do they have any liability for any errors, omissions, or interruptions of the Index.

A fixed indexed annuity is not a security and is not an investment in the stock market. Index account interest is based, in part, on index performance. Past performance of an index is not an indication of future performance.

\*\*Annuity guarantees are backed by the financial strength and claims paying ability of the issuing company. Product and rider availability may vary by state. Please read the policy for exact details on benefits and exclusions. If there is a discrepancy between the product as it is generally described here and the policy or rider issued to you, the provisions of the policy or rider will prevail.

For advice, recommendations, or more information please visit with a financial professional.

Not FDIC/NCUA insured • Charges may apply • Not bank/CU guaranteed • Not a deposit • Not insured by any federal agency • May go down in value

**Kuvare**  
**GUARANTY**  
INCOME LIFE INSURANCE

(800) 535.8110 gilico.com